

TEXAS INKED

AUGUST 2020/2

CREATED TO INSPIRE, INSPIRED TO CREATE



Photo/Artwork: Stephanie Tacy

EDITORS NOTE

I scroll through probably about 1,000 images a day. There is never a day that you all don't impress. We are super lucky to have followers (family) with such amazing talents!

This week I am spotlighting a photographer out of Austin, TX. Stephanie Tacy has been a music photographer and writer for Texas Inked for a couple of years now. Her talent is endless! She entertains with both words and photos. The images she submitted this week are soft yet ultra powerful. I want to give her a personal "Thank You" for sharing these images with us.

I also have the pleasure of showcasing Ms. Jenny Rodriguez or @Heartofhouston for those who follow her on the gram. Jenny is a close friend of mine and also our Marketing Manager. Her IG tag "Heart of Houston" says it all. Jenny is the most sweet lady, with an amazingly huge heart! She is loyal to no end and deserves to be recognized for it. There are days when shit hits the fan and, the only way to get me out of my funk is to text her.

She calms me and always makes a point to show love, care, and support. Thank you Jenny for keeping me on track and making sure I am okay in my darkest days. Y'all enjoy these photos by

J. Wilbanks Photography, give them both a follow on IG!

I hope everyone enjoys these newsletters. I love putting them together!
I also love making sure artist in Texas have a way to get the recognition they deserve.

If you are interested in submitting work...

Use #texasinked or @texasinkedmagazine on IG, or submit a formal submission on our website.

Miss the vendors you support at shows? How you can help!

Reach out to them, most have the ability to sell and ship online. They may even have a link to donate.

Here's our links. If you are able to donate please do, if you can't please share! We are in need of a little "bonus" support with the loss of convention season.

We miss you all terribly, and can't wait until we get to visit with you again!



Heart
of
Houston
Jenny Rodriguez




Photo Courtesy of: [JWillBanksPhotography](#)



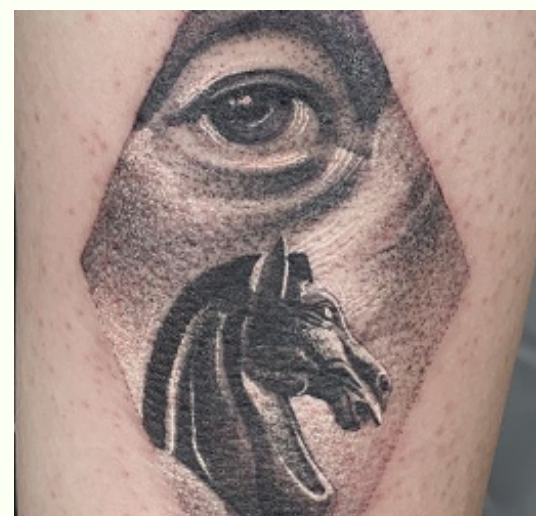


Jenny Heart of Houston Rodriguez

Photo Courtesy of: [JWillBanksPhotography](#)





@tattoo.sal



"But here lies hope despite everything I've been through, a small seed of optimism trying to take root in the infinity of the darkness. A small life raft in the depths of loneliness. It doesn't make sense for me to be sparked by such wonder, yet here I am wondering if things may ever change for me."

~ STEPHANIE TACY ~



Model: [@quezqueso](#)

BEARD

101

By: MAGGIE JUDGE
& DANK BEARDS

1. KEEP IT CLEAN AND MOISTURIZED

Washing & Conditioning is key especially in the beginning phase of growth. Failure to maintain a clean beard can cause dryness, coarse wiry hair, and itching. This is when most men will shave it off. Hint - We know where you can find some [Dank Beard Oil](#).



2. HAVE A "STYLE" IN MIND

Let's be honest; not everybody can grow a full beard. Facial hair will vary depending on the shape of your face and genetics – whether you're naturally hairy or not. Plan accordingly. Remember that, in essence, growing a beard is a fashion statement. The last thing you want is a beard style that will not fit the shape of your face.

3. HAVE A WORKABLE ROUTINE

Having a well-groomed beard takes time and effort, the time in which some men do not have. So before growing one, make sure to commit yourself to a specific time frame each day or weekend for proper beard maintenance.

3. INVEST IN THE PROPER TOOLS

Going to a professional can be costly over time, so it makes sense to invest in the essential tools to keep your beard looking sharp.

The most basic of these tools is a beard trimmer. A cordless trimmer is a better investment, and you don't have to deal with any wires. Beard trimmers work with a busy schedule, and (if you don't have a thick beard) are quick and easy. They are also great for maintaining that "faded" look.

If you prefer to go the manual route, have a look at professional scissors and a comb to trim and sculpt. Remember that going in this direction takes a lot more time, so weigh your options carefully.

5. KNOW YOUR BEARD LINE

A proper beard line can be the difference between looking "fatter" or "sharper". Cut it too close to the neck, and the slightest weight gain is amplified. No one wants a double chin!





Photo/Artwork: [Stephanie Tacy](#)

Model: [@quezqueso](#)

BRAND AMBASSADOR SEARCH

Dank Beards is a new facial grooming products company specializing in CBD-infused beard oils and beard balms. We're looking for creators from all walks of life!

Jeff@DankBeards.com

DankBeards.com

INSTA dankbeards

Click Here!

DANK BEARDS CBD BEARD OIL

AD SPACE PRICING

Full Page:		
1 Week at a time		\$100
Monthly		\$350
1/2 Page:		
1 week at a time		\$50
Monthly		\$175
1/3 Page:		
1 week at a time		\$25
Monthly		\$90



Last Weeks Winners

Mar Li
&
Jasmine Thurman

For your chance to win, click the Mr. Nice Guys Logo above